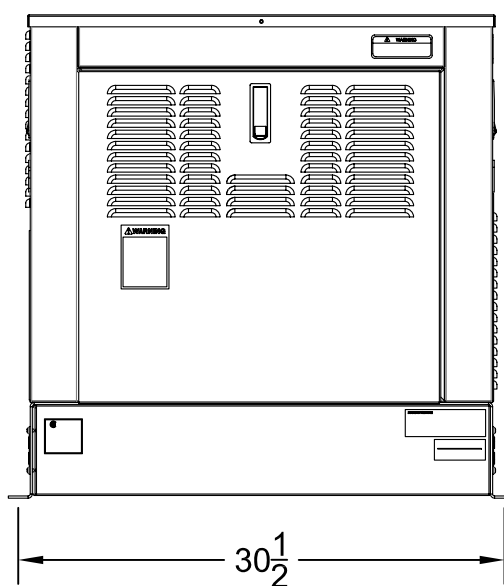


16400-132

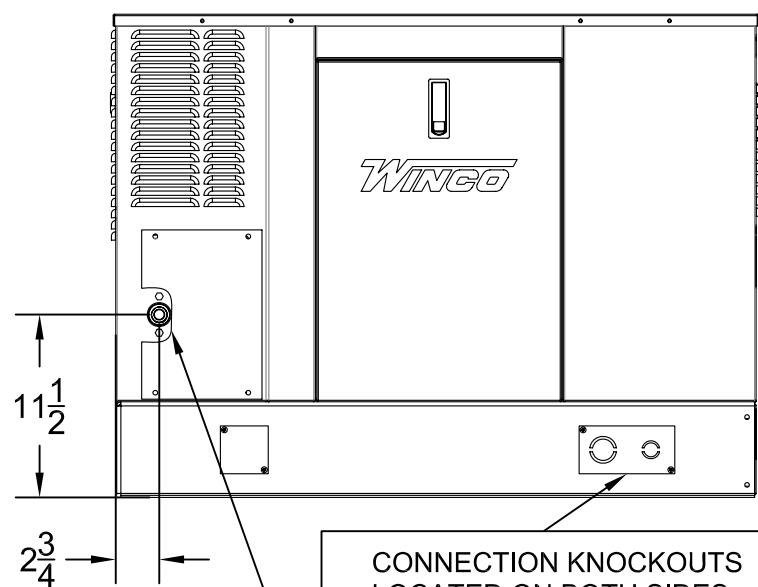
| REVISION RECORD | | | | | |
|-----------------|------------|-------------|------|-----|------|
| ISSUE | E.C.O. NO. | DESCRIPTION | DATE | BY | APPD |
| 1 | | ORIGINAL | --- | --- | |

REAR VIEW



MOUNTING HOLE LOCATIONS FOR 1/2" BOLTS.

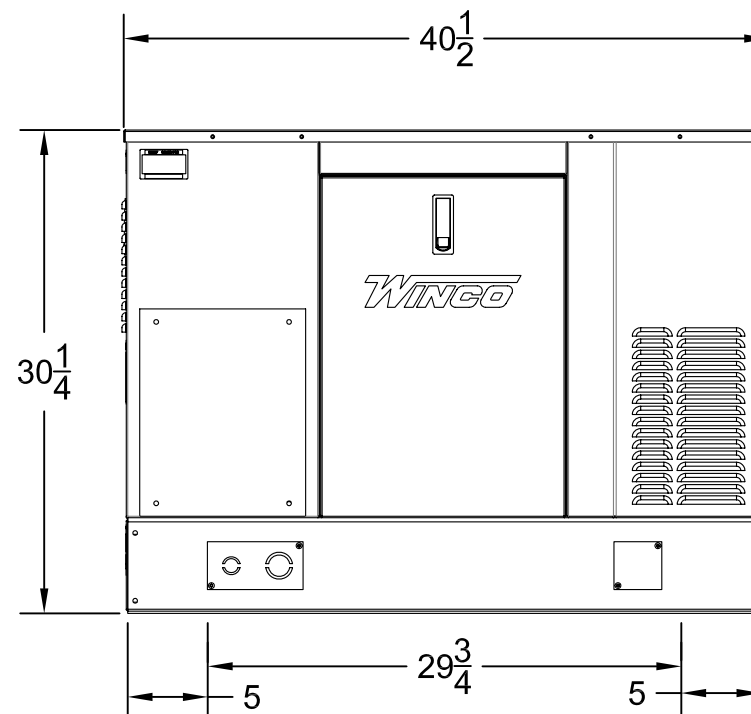
LEFT SIDE VIEW



CONNECTION KNOCKOUTS LOCATED ON BOTH SIDES

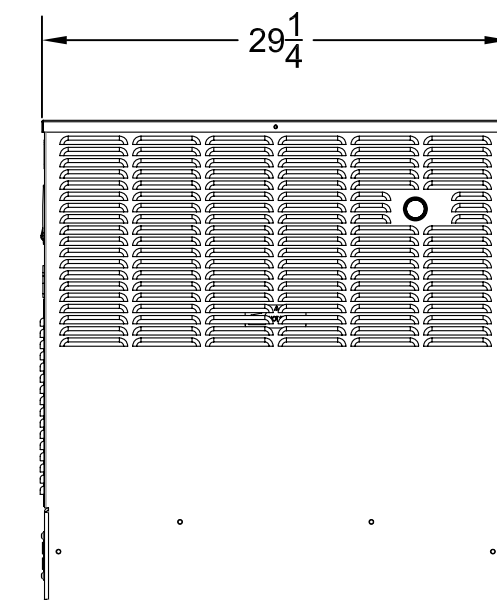
NATURAL GAS & LP CONNECTION POINT

RIGHT SIDE VIEW



MOUNTING HOLE LOCATIONS FOR 1/2" BOLTS.

FRONT VIEW



OUTLINE DRAWING ULPSS12H4W/E
 OUTLINE DRAWING ULPSS12H2W/E

| | | | | | | | |
|---|-------------------|--------------------------|---------|--|---------|-----------|-------|
| UNLESS OTHERWISE SPECIFIED | | MACHINED SURFACE TEXTURE | | FLAT VIEW OUTSIDE SURFACE UNLESS NOTED | | | |
| FRACTIONS ± | | ANGULAR | | ALL DIMENSIONS GIVEN IN INCHES | | | |
| 1. PLACE DEC. ± .1 | | ± 1.5° | | WORK TO DIMENSIONS | | | |
| 2. PLACE DEC. ± .03 | | | | - DO NOT SCALE - | | | |
| 3. PLACE DEC. ± .005 | | | | | | | |
| THIS DRAWING CONTAINS PROPRIETARY INFORMATION BELONGING TO WINCO, UNAUTHORIZED USE IS PROHIBITED. | DRAWN BY | DATE | CHKD BY | DATE | APPD BY | DATE | SCALE |
| | DJR | 2/28/12 | | | | | 1=1 |
| | MATERIAL: X | | | | | | |
| | FINISH | X | TITLE | | | | |
| ASSY | X | OUTLINE DRAWING | | | | | |
| MODEL | ULPSS12H4W & 2W/E | | | | | PART NO. | |
| | | | | | | 16400-132 | |